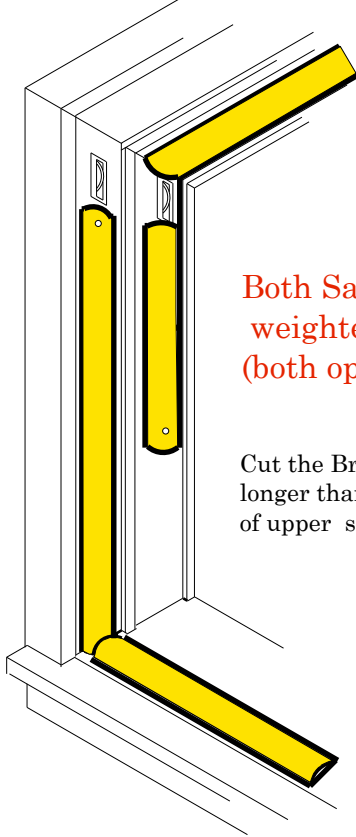
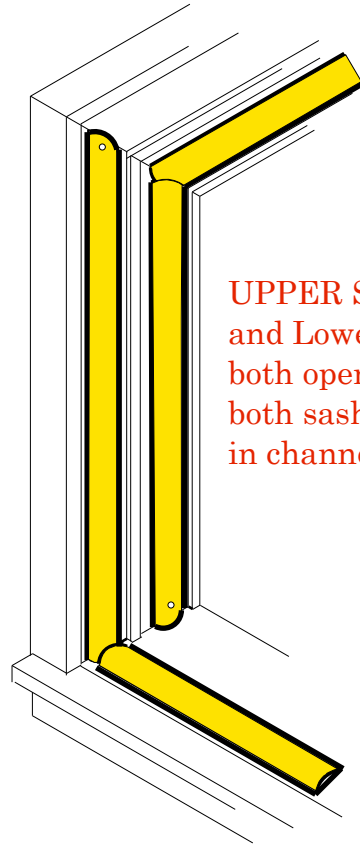


Placement of the PEEL N STICK® Brass seal in the frame of a wood double hung window with different sash ventilation requirements

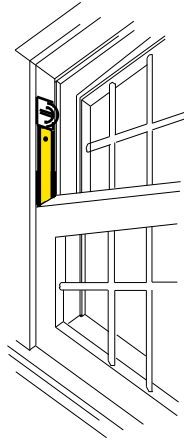


Both Sashes on weighted pulley (both open)

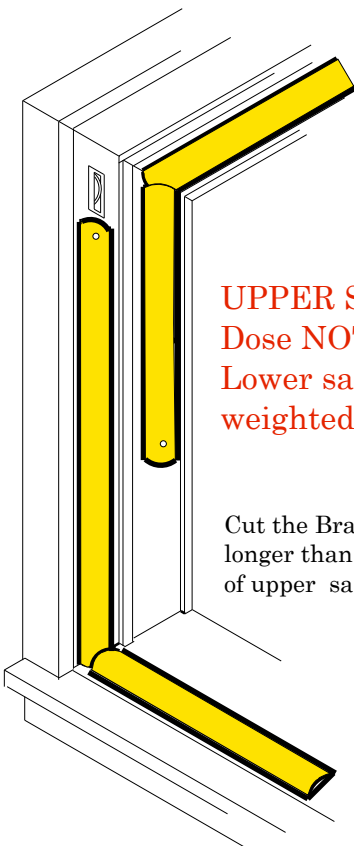
Cut the Brass Seal 2" longer than the height of upper sash.



UPPER SASH and Lower sash both open and both sashes slide in channels

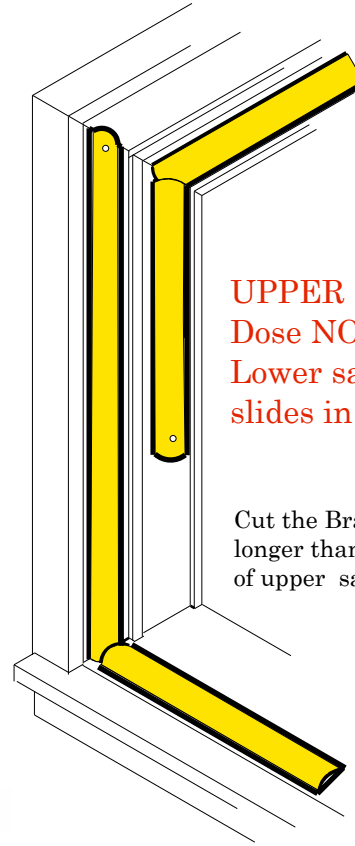


Weatherstrip wood double Hung window



UPPER SASH Dose NOT Open Lower sash on weighted pulley

Cut the Brass Seal 2" longer than the height of upper sash.



UPPER SASH Dose NOT Open Lower sash slides in channel

Cut the Brass Seal 2" longer than the height of upper sash.

See tips and other considerations before installing PEELNSTICK®

See KEL-EEZ® at www.die-gem.com

KEL-EEZ and PEEL N STICK are Registered Trademarks with the United States Patent & Trademark Office